








<h2>Science</h2> <p>Magnets</p> <ul style="list-style-type: none"> - Forces - Push and pull - Magnetic fields - Magnet enquiries/experiments - North and South poles - Magnetic materials <p>Rocks</p> <ul style="list-style-type: none"> - Types of rocks - Fossils - How rocks are formed - Classifying rocks 	<h2>Computing</h2> <p>We are internet explorers</p> <p>Searching for information safely</p> <ul style="list-style-type: none"> - Develop strategies for finding key information - Using safe search - Key tips for searching for information - Word choice for refining choices <h2>Design Technology</h2> <p>Building Roman Shields</p> <ul style="list-style-type: none"> - To research, design and build a Roman shield. - Make a detailed plan and provide improvements - To test our shields and alter if needed 	<h2>Geography</h2> <p>Locating the Romans</p> <p>Use an Ordnance Survey map to identify an area of interest for a Roman archaeological dig. Understand where the Romans settled in Britain.</p> <h2>History</h2> <p>All about the Romans</p> <p>Research the Romans in Britain timeline and how they changed the British way of life. Look at dwellings and bath houses.</p> 
<h2>Maths</h2>  <ul style="list-style-type: none"> - Money - Mental addition and subtraction - Roman numerals - Measure/data length, weight, bar chart - Multiplication and division. - Measurement (of Roman artefacts!) 	<h2>The Roman Empire</h2> 	<h2>RE</h2> <p>Where, how and why do people worship?</p> <ul style="list-style-type: none"> - Understand what is meant by worship - Identify how key actions, features and artefacts help people worship - Express their own ideas about the value of believers and worship. - Roman religious beliefs and the introduction of Christianity. 
<h2>English</h2> <p>Non-Fiction recounts</p> <p>Children will have the opportunity to immerse themselves in the story of 'Escape from Pompeii' and create their own recounts and short narratives using drama to structure their imaginations.</p>  <p>Myths and Legends</p> <p>Children will write their own Roman myth using descriptive language. Proof read their own work and edit appropriately.</p> <p>Information text</p> <p>To use information gathered and research to write an information text about a Volcano.</p>	<h2>Art</h2> <p>Mosaics and Roman art</p> <p>Produce a piece of artwork using pastels and paint a Roman bath house using different techniques for thickness and washing. To design a Roman mosaic out of materials.</p> <h2>Music</h2> <p>We are using Charanga and focusing on using instruments, such as the glockenspiel. We will also focus on song music and symbols, such as how to read and understand notes, treble clefs and minims.</p>  <h2>French</h2> <p>In French our new unit will look at 'Food glorious Food'. The children will be able to pronounce the names of common foods in French.</p>	<h2>PSHE</h2> <p>Understand about setting SMART goals for themselves and how to evaluate their own performance.</p> <h2>PE</h2> <p>Gymnastics - stretching and curling:</p> <ul style="list-style-type: none"> - Try different stretches - Use stretches and curls on small and large apparatus - Develop gymnastic sequences - Evaluate our performances  <p>Dance</p> <ul style="list-style-type: none"> - To develop a range of movements - To use the Romans as inspiration for movements - To lead our own warm ups and stretches