




Year 1 Phonics Screening Check



What Is Phonics?

Children begin to learn phonics (sounds) in Early Years, both Nursery and Reception.

Once children begin learning sounds, they use this knowledge to read and spell words. Children can then see the purpose of learning sounds. For this reason, the first initial sounds that are taught are 's', 'a', 't', 'p', 'i', 'n'.

These can immediately be blended for reading to make simple CVC words (consonant, vowel, consonant) e.g. sat, pin. Children then develop segmenting for writing skills; breaking the word into sounds to spell it out.



What Is The Phonics Screening Check?

Children in Year 1 throughout the country will all be taking part in a phonics screening check during the same week in June. Children in Year 2 will also take the check if they did not achieve the required result when in Year 1, or they have not taken the test before. Head teachers should decide whether it is appropriate for each of their pupils to take the phonics screening check.

The phonics screening check is designed to confirm whether individual children have learnt sufficient phonic decoding and blending skills to an appropriate standard.

This year the Phonics Screening Check will take place the week commencing Monday 11th June 2018.

What Happens During The Test?



The test contains 40 words.

Each child will sit one to one and read each word aloud to a teacher.


The test will take approximately 10 minutes per child; although all children are different and will complete the check at their own pace.

The list of words the children read is a combination of 20 real words and 20 pseudo words (nonsense words).

Pseudo Words (Nonsense Words)

The pseudo words will be shown to your child with a picture of an alien. This provides the children with a context for the pseudo word which is independent from any existing vocabulary they may have.

Pseudo words are included because they will be new to all pupils; they do not favour children with a good vocabulary knowledge or visual memory of words.



Example Of The Check

Practice sheet: Real Words

beg

[twinkl.co.uk](https://www.twinkl.co.uk)

at

[twinkl.co.uk](https://www.twinkl.co.uk)

sum

[twinkl.co.uk](https://www.twinkl.co.uk)

in

[twinkl.co.uk](https://www.twinkl.co.uk)

Example Of The Check

Practice sheet: Pseudo Words

vap



twinkl.co.uk

osk



twinkl.co.uk

ot



twinkl.co.uk

ect



twinkl.co.uk

Reporting To Parents

By the end of the Summer term all schools must report their child's results to parents.

They will also confirm if the child has met the standard threshold.

Children who do not achieve the expected level will retake the test when they are in Year 2.



How Are The Results Used?

Results from the check will be used by schools to analyse their own performance and for Ofsted to use in inspections.



How Can I Help My Child At Home?

Help your child to revise the letters and the sounds they make.

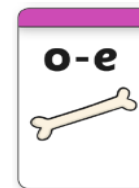
Using the sound mats (Phase 2, 3 and 5), point to a grapheme (letter or group of letters) and ask your child to say the sound.

Alternatively, say a sound and ask your child to point to the grapheme (letter or group of letters).

If you are unsure what sound the grapheme makes, the pictures show an object whose word contains the sound.



ar makes the /ar/ sound
like in card



o_e makes the /oa/ sound
like in bone

How Can I Help My Child At Home?

When your child is confident with all of the letters and sounds, help them to revise the alternative sounds the letters can make.

Using the 'My Sound Families' resource, choose a sound family to focus on, for instance the /s/ sound family. Can your child name all of the pictures that have the /s/ sound?

My **s** Sound Family



sit, city, scissors, grass

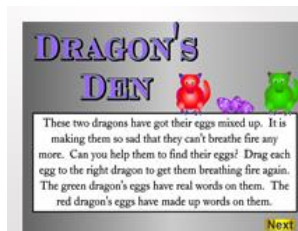
How Can I Help My Child At Home?

Practise reading 'pseudo' words with your child.

There are lots of excellent apps and websites with games to sort real and 'pseudo' words; children really do love playing these games.

Our favourite website is www.phonicsplay.co.uk – Buried Treasure, Dragon's Den and Picnic on Pluto are all free to play.

Start at Phase 2 and work up to Phase 5!



How Can I Help My Child At Home?

Support your child with their phonics homework task each week.

As we focus on the Phonics Screening Check this half term, children will receive a weekly phonics homework task in place of their Home Spelling Book.

This will include words to read and games to play. Please note in your child's Home Link Book when they have completed their phonics task, which will be set each Tuesday to be completed by the following Tuesday.

If you would like to continue to support your child with their Home Spellings as well (also great practice for the check!), we will continue to check and update these as needed.